

O.V.Bespalova, E.A.Romanovsky, T.I.Spasskaya

**NUCLEON-NUCLEUS REAL POTENTIAL OF
WOODS-SAXON SHAPE
BETWEEN -60 AND +60 MEV
FOR THE $40 \leq A \leq 208$ NUCLEI**

Preprint SINP MSU 2002-30/714

M.V.LOMONOSOV MOSCOW STATE UNIVERSITY
D.V.SCOBELTSYN INSTITUTE OF NUCLEAR PHYSICS

O.V.Bespalova, E.A.Romanovsky, T.I.Spaskaya

**NUCLEON-NUCLEUS REAL POTENTIAL OF
WOODS-SAXON SHAPE
BETWEEN -60 AND +60 MEV
FOR THE $40 \leq A \leq 208$ NUCLEI**

Preprint SINP MSU 2002-30/714

O.V.Bespalova, E.A.Romanovsky, T.I.Spaskaya

e-mail: bosp@hep.sinp.msu.ru

NUCLEON-NUCLEUS REAL POTENTIAL OF WOODS-SAXON SHAPE

BETWEEN -60 AND +60 MEV FOR THE $40 \leq A \leq 208$ NUCLEI

Preprint SINP MSU 2002-30/714

Abstract

The nucleon differential elastic scattering cross sections, the total proton reaction cross sections, and the single-particle energies of nucleon bound states for ^{40}Ca , ^{90}Zr , and ^{208}Pb nuclei are reanalyzed in terms of the dispersive optical model at energies ranging from -75 MeV to 60 MeV. The resultant real effective Woods-Saxon potential, which corresponds to the dispersive potential, is studied as dependent on A , Z , and E and on projectile specie (proton or neutron). For the first time, a parameterization of the Woods-Saxon real part of the nucleon-nucleus optical potential is proposed for the $40 \leq A \leq 208$ nuclei at energy ranging from -60 MeV to +60 MeV, including a range near the Fermi energy. The parameterization reflects the dispersion relation between the real and imaginary parts of the optical model potential through the energy dependence of the radius parameter of the real part of the potential. The method to determine the imaginary part of the optical model potential, which is symmetrical relative to the Fermi energy, is also proposed for the $40 \leq A \leq 208$ nuclei. The differential elastic scattering cross sections, the total neutron interaction cross sections, the total proton reaction cross sections, and the single-particle energies of the nucleon bound states calculated in terms of the proposed nucleon-nucleus potential parameterization for some of the $n,p+A$ ($40 \leq A \leq 208$) systems are compared with the available experimental data, yielding a fairly good agreement.

О.В.Беспалова, Е.А.Романовский, Т.И.Спаская

СРЕДНИЕ ПАРАМЕТРЫ НУКЛОННОГО ОПТИЧЕСКОГО ПОТЕНЦИАЛА

ДЛЯ ЯДЕР С $40 < A < 208$ В ОБЛАСТИ ЭНЕРГИИ ОТ -65 ДО +65 МЭВ

Препринт НИИЯФ МГУ 2002-30/714

Аннотация

По дисперсионной оптической модели были проанализированы дифференциальные сечения упругого рассеяния нуклонов, полные протонные сечения реакций и одночастичные энергии связанных состояний нуклонов в ядрах ^{40}Ca , ^{90}Zr , and ^{208}Pb в области энергии от -75 до 60 МэВ. Исследовалась зависимость вудс-саксоновской действительной части полученного эффективного потенциала, соответствующей действительной части дисперсионного оптического потенциала, от A , Z , E и типа налетающей частицы (протон или нейтрон). Впервые предложена параметризация вудс-саксоновской действительной части нуклон-ядерного оптического потенциала для ядер с $40 \leq A \leq 208$ в области энергии от -60 до +60 МэВ, включая область вблизи энергии Ферми. Параметризация отражает дисперсионную связь между мнимой и действительной частями оптического потенциала через энергетическую зависимость параметра радиуса действительной части. Также предложен способ определения мнимой части оптического потенциала для ядер с $40 \leq A \leq 208$, симметричной относительно энергии Ферми. Получено хорошее согласие дифференциальных сечений упругого рассеяния нуклонов, полных нейтронных сечений взаимодействия, полных протонных сечений реакций и одночастичных энергий связанных состояний нуклонов для ряда систем $n,p+A$ ($40 \leq A \leq 208$), вычисленных с использованием предложенной параметризации, с имеющимися экспериментальными данными.

© O.V.Bespalova
© E.A.Romanovsky
© T.I.Spaskaya
© SINP MSU, 2002

1.Introduction

Nuclear optical-model (OM) potential is a powerful tool to analyze elastic scattering of pions, nucleons, and heavier particles. OM potential is widely used to generate distorted waves with the view of analyzing nuclear reactions, so the global OM potentials are very important in the numerous cases where the distorted waves have to be used for the energies and nuclei that are not supported by any available experimental scattering data. The global OM potentials can also be used to predict the scattering data for unstable nuclei, for which no experimental data are available, and to test microscopically calculated potentials.

The last two decades have seen great advances in getting a proper formulation of the nuclear mean field unified for positive and negative energies (Mahaux and Sartor, 1991a). The unified description of the nuclear mean field is based on the concept that the shell-model potential is complex and is the continuation of the OM potential. The extrapolation of the OM potential from positive to negative energies is based on the dispersion relations between the real and imaginary parts of the OM potential. The dispersion relations follow from the causality requirement to the effect that an outgoing wave cannot be emitted before arriving an incident wave. The unified mean field potential is determined by the dispersive OM analysis of the scattering data and the single-particle energies of bound states. The central part of the local dispersive OM potential is a sum of its "static" and "dynamic" components. The "static" component, which depends smoothly on energy due to the local approximation, is the so-called Hartree-Fock (HF) potential V_{HF} . The "dynamic" component depends strongly on energy in the energy range near the Fermi energy E_F and is supposed to carry information about the correlation (at $E < E_F$) and dynamic polarization (at $E > E_F$) effects. Dispersion relations hold between the real and imaginary parts, ΔV and W , of the dynamic component because of the supposed analytical properties of the nuclear potential.

Having been applied to the various given n,p+nucleus systems, dispersive OM analysis yielded an agreement between the calculated and experimental scattering data (differential elastic scattering cross sections, total proton reaction cross sections, total neutron interaction cross sections, polarization) and bound state data (single-particle energies, spreading widths, root-mean-square radii, occupation probabilities, spectroscopic factors, spectral functions).

This study presents the nucleon global OM potential with the Woods-Saxon real part, which reflects the dispersion relation, for the $40 \leq A \leq 208$ nuclei at nucleon energies from -60 to $+60$ MeV, including the near-Fermi energy range. Section 2 describes the dispersive OM analysis as applied to the scattering and bound-state data of the n,p+ ^{40}Ca , ^{90}Zr , and ^{208}Pb systems. In Section 3, the Woods-Saxon real part of

the global OM potential derived from dispersive OM potential is presented for the $40 \leq A \leq 208$ nuclei at energies from -60 to $+60$ MeV. Besides, a method for calculating the parameters of the imaginary part, which is symmetric relative to the Fermi energy, is proposed. Section 4 compares the scattering and bound-state data calculated using proposed global OM potential with the available experimental and theoretical results. Finally, Section 5 presents a discussion and brief description of the main features of the proposed global OM potential.

2. Dispersive optical-model analysis

The nucleon-nucleus potential of the conventional (nondispersive) and dispersive OMs is

$$U(r, E) = V_C(r) - U_p(r, E) - U_{so}(r, E), \quad (1)$$

where $V_C(r)$ is the Coulomb potential, which is taken to be that of a uniform charged sphere of radius $R_C = r_C \cdot A^{1/3}$; $U_p(r, E)$ is the central potential; $U_{so}(r, E)$ is the spin-orbit potential, whose radial dependence is that of the Thomas formfactor. The central part of the conventional OM potential is defined to be

$$U_p(r, E) = V(E)f(r, r_V, a_V) + iW_s(E)f(r, r_s, a_s) - i4a_dW_d(E)\frac{d}{dr}f(r, r_d, a_d), \quad (2)$$

where $f(r, r_i, a_i) = \frac{1}{1 + \exp[(r - r_i \cdot A^{1/3})/a_i]}$ ($i=V, s, d$) is the Woods-Saxon function; the subscripts s and d stand for the volume and surface parts of the imaginary potential, respectively. In the dispersive OM analysis, the central real potential is represented by the sum of three terms, namely, the Hartree-Fock potential V_{HF} and the volume, ΔV_s , and surface, ΔV_d , dispersive components:

$$U_p(r, E) = V_{HF}(E)f(r, r_{HF}, a_{HF}) + \Delta V_s(E)f(r, r_s, a_s) - 4a_d\Delta V_d(E)\frac{d}{dr}f(r, r_d, a_d) + iW_s(E)f(r, r_s, a_s) - i4a_dW_d(E)\frac{d}{dr}f(r, r_d, a_d). \quad (3)$$

The dispersive components can be determined from a dispersion relation if the appropriate components of the imaginary part of the OM potential are known throughout the energy range:

$$\Delta V_{s(d)}(r, E) = (E_F - E) \frac{P}{\pi} \int_{-\infty}^{\infty} \frac{W_{s(d)}(r, E')}{(E' - E_F) \cdot (E - E')} dE' \quad (4)$$

(P stands for the principal value). The geometrical shapes of the imaginary parts (volume and surface) and the corresponding dispersive terms are the same if the imaginary potential parameters r_s, r_d, a_s, a_d are

independent of energy. The details of the dispersive OM analysis can be found in the review (Mahaux and Sartor, 1991a).

The OM potential can conveniently be characterized by the volume integrals per nucleon:

$$J_i(E) = \frac{4\pi}{A} \int_0^\infty V_i(r, E) r^2 dr, \quad i=R, HF,$$

$$J_{\Delta V_i}(E) = \frac{4\pi}{A} \int_0^\infty \Delta V_i(r, E) r^2 dr, \quad J_i(E) = \frac{4\pi}{A} \int_0^\infty W_i(r, E) r^2 dr \quad i = s, d, \quad (5)$$

and

$$J_I(E) = J_s(E) + J_d(E),$$

where I stands for total (volume plus surface) imaginary potential.

The dispersion relation (4) is also valid for the volume integrals per nucleon of the respective parts of the OM potential:

$$J_{\Delta V_i}(E) = (E_F - E) \frac{P}{\pi} \int_{-\infty}^\infty \frac{J_i(E')}{(E' - E_F) \cdot (E - E')} dE', \quad i = s, d, I. \quad (6)$$

In this work, the Jeukenne-Mahaux (JM) formula (Jeukenne and Mahaux, 1983) is used to express the energy dependence of the volume integrals per nucleon of the imaginary potential:

$$J_i^{JM}(E) = \alpha \frac{(E - E_F)^4}{(E - E_F)^4 + \beta_i^4}, \quad \text{where } i = I, s, \quad (7)$$

$$J_d^{JM}(E) = J_I^{JM}(E) - J_s^{JM}(E).$$

In this case, the dispersive components can be calculated analytically:

$$J_{\Delta V}(E) = \frac{\alpha \beta_I (E - E_F) [(E - E_F)^2 + \beta_I^2]}{\sqrt{2} [(E - E_F)^4 + \beta_I^4]},$$

$$J_{\Delta V_s}(E) = \frac{\alpha \beta_s (E - E_F) [(E - E_F)^2 + \beta_s^2]}{\sqrt{2} [(E - E_F)^4 + \beta_s^4]} \quad (8)$$

$$J_{\Delta V_d}(E) = J_{\Delta V}(E) - J_{\Delta V_s}(E).$$

In order to determine the global parameterisation of the nucleon-nucleus OM potential at energies from -60 to $+60$ MeV, including the near-Fermi energy range, we reanalysed the scattering and bound state data for the $n, p + {}^{40}\text{Ca}, {}^{90}\text{Zr}, {}^{208}\text{Pb}$ systems in terms of the dispersive OM. These nuclei have been regarded as the nuclei of choice to test the dispersive OM analysis technique (Mahaux and Sartor, 1991a, 1991b, 1994; Wang et al., 1993; Delaroche et. al., 1989; Chiba et al., 1992). The present analysis is based on the progress in specifying the global potentials of the conventional OM, in particular on the most

reliable global parameterization of CH89 (Varner et al. 1991). The latter is quite appropriate when applied to the $40 < A < 209$ target-nucleus mass range and the laboratory 10-65 MeV nucleon energy range. The CH89 parameterization was used to determine the parameter α in Eq. (7). The only difference is that the diffuseness of the volume and surface parts of the imaginary potential $a_s^{CH89} = a_d^{CH89} = 0.69$ fm was taken from (Romanovsky et al., 1998). In the latter paper, the total proton reaction cross sections σ_r measured to within a 3% accuracy (Carlson 1996) for the stable nuclei ^{40}Ar , $^{40,42,44,48}\text{Ca}$, $^{50,52,53,54}\text{Cr}$, ^{51}V , $^{54,56,57}\text{Fe}$, ^{59}Co , $^{58,60,62,64}\text{Ni}$, $^{63,65}\text{Cu}$, $^{64,66,68}\text{Zn}$, ^{89}Y , $^{90,92,94,96}\text{Zr}$, $^{98,110}\text{Mo}$, $^{108,110,112,114,116}\text{Cd}$, $^{112,114,116,118,120,122,124}\text{Sn}$, ^{140}Ce , and ^{208}Pb were analyzed in terms of CH89. The CH89 parameters were fixed, except for the diffuseness parameter $a_s = a_d$, which was varied to fit σ_r (Carlson, 1996). The resultant diffuseness $a_s^* = a_d^*$ was found to be below the 0.69 fm value implied by CH89 (the nuclei-averaged $a_s^* = a_d^* = 0.63$ fm) and to correlate with the shell structure of a specific nucleus. In the present paper, the diffuseness $a_s^* = a_d^*$ for the n+A systems was taken to be equal to that for the p+A systems. The radius parameter of the imaginary potential $r_s = r_d$ was fixed according to CH89, while and the parameter α was taken to equal the CH89 volume integral J_I calculated with $a_s^* = a_d^*$ at 60 MeV (see Table 1).

The parameters $\beta_{l,s}$ in Eq. (7) were found here with the view of providing a description of the available data on the energy dependence of the volume integrals $J_{l,s}$ (Mahaux and Sartor, 1991b; Johnson and Mahaux, 1988; Mahaux and Sartor, 1994; Wang et al., 1993; Roberts et al., 1991; Mahaux and Sartor, 1989 and the references therein) for the n,p+ ^{40}Ca , ^{90}Zr , ^{208}Pb systems. The Fermi energy E_F was determined to be the half-sum

$$E_F = 1/2(E_+ + E_-), \quad (9)$$

where $(-E_+)$ is the separation energy of the (A+1)-nucleon system; $(-E_-)$ is the separation energy of the A-nucleon system. The separation energies were taken from (Wapstra and Audi 1985).

The depths of the volume and surface parts of the imaginary potential, W_s and W_d , were calculated from the known respective volume integrals J_s^{JM} and J_d^{JM} and from the known geometry parameters $r_s^{CH89} = r_d^{CH89}$ and $a_s^* = a_d^*$:

$$W_s(E) = \frac{J_s^{JM}(E)}{\int f(r, r_s^{CH89}, a_s^*) d\mathbf{r}}, \quad W_d(E) = \frac{J_d^{JM}(E)}{4a_d \int \frac{df(r, r_d^{CH89}, a_d^*)}{dr} d\mathbf{r}}. \quad (10)$$

The depths of the surface and volume parts of the dispersive terms were calculated in the same manner:

$$\Delta V_s(E) = \frac{J_{\Delta V_s}(E)}{\int f(r, r_s^{CH89}, a_s^*) d\mathbf{r}}, \quad \Delta V_d(E) = \frac{J_{\Delta V_d}(E)}{4a_d \int \frac{df(r, r_d^{CH89}, a_d^*)}{dr} d\mathbf{r}}. \quad (11)$$

To find the Hartree-Fock component, the optical-model code SPI-GENOA (Perey) was modified to suit the dispersive OM analysis. First, we used CH89 (with the $a_s^*=a_d^*$ values borrowed from (Romanovsky et al., 1998)) to calculate model elastic scattering differential cross sections for the n,p+⁴⁰Ca, ⁹⁰Zr, ²⁰⁸Pb systems in the 20-60 MeV nucleon energy range. Then, the resultant model cross sections were analyzed then in terms of the dispersive OM. In such a manner, we avoided an additional spread of the parameters that arises from the experimental errors and transformed CH89 into the dispersive potential in the 20-60 MeV nucleon energy range. The diffuseness $a_{HF} = 0.69$ fm, the spin-orbit potential, and the Coulomb potential were fixed according to the CH89 parameterization. The imaginary potential was calculated using Eqs. (7,10), and the dispersive components using Eqs. (8,11). After that, the free parameters V_{HF} and r_{HF} were determined by the grid-search procedure. Namely, V_{HF} and r_{HF} were varied to fit the model elastic differential cross sections at nucleon energies of 20, 30, 40, 50, and 60 MeV, whereupon the averaged r_{HF} was fixed and the depth V_{HF} was varied again.

At $E < 0$, the depth V_{HF} was adjusted to reproduce the experimental single-particle energies E_{nlj}^{exp} of the bound states with quantum numbers n, l, j by solving the Schrödinger equation:

$$\left[\frac{-\nabla^2}{2m} + V(r, E_{nlj}) \right] \Phi_{nlj}(\mathbf{r}) = E_{nlj} \Phi_{nlj}(\mathbf{r}), \quad (12)$$

where $V(r, E_{nlj})$ is the real part of dispersive OM potential (3), $\Phi_{nlj}(\mathbf{r})$ is the nucleon wave function for the orbits with quantum numbers n, l, j :

$$\Phi_{nlj}(\mathbf{r}) = \frac{u_{nlj}(r)}{r} Y_{lm}(\boldsymbol{\Omega}). \quad (13)$$

For the ⁴⁰Ca, ⁹⁰Zr, and ²⁰⁸Pb nuclei, we used the energies E_{nlj}^{exp} determined in (Volkov et al., 1990; Vorobyev et al., 1995; Bessalova et al., 2001a) and presented in Tables 7.3 and 7.4 of (Mahaux and Sartor, 1991a) and in Tables 5 and 6 of (Mahaux and Sartor, 1991b) and calculated the energies E_{nlj} by a subroutine from the DWUCK4 distorted wave code (Kunz).

Then, the depth V_{HF} was parameterized for positive and negative energies by the exponential function:

$$V_{HF}(E) = V_{HF}(E_F) \exp\left(\frac{-\gamma(E - E_F)}{V_{HF}(E_F)}\right). \quad (14)$$

Table 1 presents the resultant dispersive OM potential parameters for the n,p+⁴⁰Ca, ⁹⁰Zr, and ²⁰⁸Pb systems.

It is well-known that, to describe the total cross sections in the low-energy range, the radius parameter r_d should be made to slightly increase, and the diffuseness parameter a_d to decrease with falling

nucleon energy (Johnson and Mahaux, 1988). Here, the expressions of Wang et al. (1992) were used to parameterize the energy dependences of the geometrical parameters of the imaginary surface potential at low positive energies:

$$r_d(E) = r_d^{(1)} - \frac{r_d^{(2)}(E - E_F)^4}{(E - E_F)^4 + (r_d^{(1)})^4}, \quad (15)$$

$$a_d(E) = a_d^{(1)} + \frac{a_d^{(2)}(E - E_F)^4}{(E - E_F)^4 + (a_d^{(3)})^4}. \quad (16)$$

We found, that the expressions (15-17) with the parameters:

$$\begin{aligned} r_d^{(1)} &= 1.5 \text{ fm}, \quad r_d^{(2)} = (1.52 - r_d^{CH89}) \text{ fm}, \quad r_d^{(3)} = a_d^{(3)} = \beta_F = 12.5 \text{ MeV}, \\ a_d^{(1)} &= 0.1 \text{ fm}, \quad a_d^{(2)} = a_d^{CH89*} - 0.05 \text{ fm} \end{aligned} \quad (17)$$

are useful in the energy range where $r_d^{(15-17)} > r_d^{CH89}$ and $a_d^{(15-17)} < a_d^*$ and make it possible to properly describe the available experimental data on proton reaction cross sections for the nuclei treated in low-energy range. This will be illustrated in Section 4 below. The energy dependences of r_d and a_d violate the sameness of the geometrical shapes of the potentials $W_d(r, E)$ and $\Delta V_d(r, E)$, between which the dispersion relation holds. Here, we neglect the violation for a simplicity.

3. The real potential of Woods-Saxon shape from -60 to +60 MeV

The real part of the dispersive OM potential (3) is represented by a sum of two terms with Woods-Saxon shapes (corresponding to the Hartree-Fock potential and to the volume dispersive component) and a term with a derivative of the Woods-Saxon shape (corresponding to the surface dispersive component), while the OM potential, whose real part is of the traditional Woods-Saxon shape can conveniently be used in various applications. Our aim was to obtain the global OM potential, whose real part is of Woods-Saxon form and depends on energy similarly to that of the real part of the dispersive OM potential. With that purpose, we calculated the effective Woods-Saxon real potential corresponding to the real part of dispersive OM potential from Table 1 by the technique proposed in (Mahaux and Sartor, 1989). The diffuseness of the effective real potential was taken to equal the diffuseness of the CH89 real potential $a_V^{eff} = a_V^{CH89} = 0.69 \text{ fm}$. As to the CH89 real potential depth V^{eff} and radius r_V^{eff} , they were determined requiring that the volume integral J_V^{eff} and the effective potential at $r=0$ $V^{eff}(r=0)$ should be the same as those of the real part of the dispersive OM potential. The resulting radius parameter r_V^{eff} displays a characteristic wiggle in the energy range near E_F (see Fig.1a).

Then, we related the calculated effective Woods-Saxon real potential to the real part of the sought potential and fixed its diffuseness to be $v=0.69$ fm. The surface dispersive term makes the major contribution to the energy dependence of the radius parameter r_V^{eff} . So, we presented the radius parameter r_V of the sought real potential to be a sum of the radius parameter r_{HF} and the term that depends on energy in the same way as the volume integral of the surface dispersive component (8), so that:

$$r_V(E) = r_{HF} + r_V^{(1)} \left\{ \frac{\beta_I(E - E_F) \left[(E - E_F)^2 + \beta_I^2 \right]}{(E - E_F)^4 + \beta_I^4} - \frac{\beta_s(E - E_F) \left[(E - E_F)^2 + \beta_s^2 \right]}{(E - E_F)^4 + \beta_s^4} \right\} - r_V^{(2)}(E - E_F)^2. \quad (18)$$

The last term in (18) permits a better description of $r_V^{eff}(E)$ in the energy range $|E - E_F| > 40$ MeV. The parameters $r_V^{(1)}$ and $r_V^{(2)}$ were found when the chi squared, χ^2 , reached its minimum for the difference between $r_V^{eff}(E)$ and $r_V(E)$ (18) in each of the n,p+⁴⁰Ca, ⁹⁰Zr, and ²⁰⁸Pb systems (see Table 2).

The depth parameter V^{eff} is a monotone function of energy (see Fig. 1b), just as the Hartree-Fock component, which is described by an exponential function reasonably well. Thus, the depth parameter of the sought Woods-Saxon real potential was parameterized as

$$V = V_0 + 0.299E_C \pm V_t \frac{N - Z}{A} + V_e \exp[-\kappa(E - E_F)] \quad (+ \text{ for p, } - \text{ for n}). \quad (19)$$

We have chosen the widely used value of the nuclear asymmetry term $V_t = 24$ MeV. Satchler (1969) has studied the results of diverse analyses of the proton scattering from some stable nuclei at proton energies from 9 MeV to 61.4 MeV and found the mean V_t value to be about 24 MeV. Varner et. al. (1991) suggested that $V_t = 13.1$ MeV should be preferred in the case of unstable nuclei. The Coulomb correction

term $0.299E_C$ ($E_C = \frac{1.73Z}{1.238A^{1/3} + 0.116}$ MeV for protons and 0 for neutrons) was taken from CH89. The

least squares χ^2 method was used to find the parameters V_0 , V_e , and κ by fitting V (19) to V^{eff} for n,p+⁴⁰Ca, ⁹⁰Zr, and ²⁰⁸Pb systems in the energy range from -60 to 60 MeV. Table 2 presents the best fit parameters. As an example, Fig. 1 presents the dependences $r_V(E)$ and $V(E)$ (18,19) with the best fit parameters from Table 2 as compared with $r_V^{eff}(E)$ and $V^{eff}(E)$ for the n+⁹⁰Zr system.

Reasonably, the parameter $r_V^{(1)}$ in Eq. (18) is expected to correlate with the parameter α in Eqs. (7,8) because the two parameters define the magnitude of the wiggle crest, which is characteristic of $r^{eff}(E)$ and $J_{\Delta V_I}(E)$. The parameter $r_V^{(1)}$ was found to depend almost linearly on α . The best-fit parameters from Table 2 were averaged, resulting in that the real well depth V of the nucleon-nucleus potential over the $40 \leq A \leq 208$ target mass and -60 to $+60$ MeV nucleon energy ranges has been expressed as

$$V = 25.5 + 0.299E_C \pm 24 \frac{N-Z}{A} + 27.6 \exp[-0.0105E] \quad (+ \text{ for p, } - \text{ for n}) \quad (20)$$

and that the parameters of the expressions (7,18) prove to be

$$\begin{aligned} \alpha &= J_I^{CH89*} (60 \text{ MeV}) (MeV \cdot fm^3), & \beta_f &= 12.5 \text{ MeV}, & \beta_s &= 60.0 \text{ MeV}, \\ r_{HF} &= 1.21 \text{ fm}, & r_V^{(1)} &= 0.015 + 0.00047\alpha \text{ fm}, & r_V^{(2)} &= 3.8 \cdot 10^{-6} \text{ fm/MeV}^2. \end{aligned} \quad (21)$$

In Eq. (21), the asterisk stand for the CH89 with the diffuseness $a_s^*=a_d^*$ modified for a given nucleus according to (Romanovsky et al., 1998), or with the nuclei-averaged diffuseness $a_s^*=a_d^*=0.63 \text{ fm}$.

The Fermi energy E_F leaves but a single parameter in Eqs. (7,18) to be found separately for each given nucleus. The energy E_F can be calculated using Eq. (9), or defined it in terms of centroid energies:

$$E_F = \frac{\langle E_p \rangle + \langle E_h \rangle}{2}, \quad \langle E_p \rangle = \frac{\sum_{nlj} E_{nlj}}{N_p}, \quad \langle E_h \rangle = \frac{\sum_{nlj} E_{nlj}}{N_h}, \quad (22)$$

where the summation is with respect to the N_p and N_h subshells in the particle (p) and in the hole (h) valence shells. One can also use the empirical dependence of E_F on relative neutron excess $N-Z/A$ found by Jeukenne et al. (1990) for the $40 \leq A \leq 208$ nuclei.

In Figs. 2 and 3, the volume integrals J_V of the real potential (18,20,21) for the n,p+⁴⁰Ca, ⁹⁰Zr, and ²⁰⁸Pb systems are compared with J_V^{CH89} , with the volume integrals of the global real potential found by Bauer et al. (1982), and with the results of the various individual OM analyses, including the volume integrals obtained in (Delaroche et al., 1989; Chiba et al., 1992; Wang et al., 1993; Roberts et al., 1991; Finlay et al., 1989; Perey and Perey, 1976) and the results of the present analysis of the dispersive OM. The volume integral J_V of the real potential (18,20,21) is close to J_V^{CH89} throughout the nucleon energy range, except for the 10-20 MeV interval, where $J_V > J_V^{CH89}$ because the CH89 does not include the dispersion relation between the real and imaginary parts of the OM potential. For medium weight nuclei, the effect of the dispersion relation on the volume integral of the real part of the nucleon-nucleus OM potential gets noticeable again in the 10-20 MeV energy range. It should be noted that the close agreement of J_V with J_V^{CH89} at $E > 20 \text{ MeV}$ has resulted from the fact that the above mentioned model differential elastic scattering cross sections calculated using CH89 instead of experimental cross sections were analyzed in terms of the dispersive OM. Note also that the real potential (Bauer et al., 1982) was defined in the energy range less the region near the Fermi energy.

4. Calculation of the scattering and bound state data

In this section, we verify the predictive power of the global potential (2,10,15-18,20,21). The potential was used to calculate the scattering data for the $n+^{40}\text{Ca}$, $p+^{54}\text{Fe}$, ^{58}Ni systems and the single-particle energies E_{nlj} of proton bound states for the $p,n+^{58}\text{Ni}$, ^{116}Sn systems. The spin-orbit potential and the imaginary potential radius were taken from CH89. The diffuseness $a_s^* = a_d^* = 0.58, 0.60, \text{ and } 0.67$ fm for, respectively, ^{54}Fe , ^{58}Ni , and ^{116}Sn was borrowed from (Romanovsky et al. 1998). The Fermi energy $E_F = -10.6, -8.3, -7.0, -5.8, \text{ and } -6.8$ MeV for, respectively, the $n+^{58}\text{Ni}$, ^{116}Sn and $p+^{54}\text{Fe}$, ^{58}Ni , and ^{116}Sn systems was calculated using Eq. (4).

Fig. 4 compares the calculated differential cross sections for elastic scattering of neutrons on ^{40}Ca at 5.3, 5.9, 6.5, and 7.9 MeV with the experimental data (Reber and Brandenberger, 1967), the compound elastic contribution (Johnson and Mahaux 1988) being subtracted. Fig. 5 compares the calculated differential elastic scattering cross sections for the $p+^{58}\text{Ni}$ system in the 20-60 MeV range with the experimental data from (Van Hall et al., 1977; Fricke et al., 1967; Fulmer et al., 1969; Sakaguchi et al., 1982) and with the data predicted by CH89. A good agreement has been attained at low and intermediate energies.

Fig. 6 (a,b) compares the calculated total neutron interaction cross sections σ_t for ^{40}Ca and total proton reaction cross sections σ_r for ^{54}Fe with the experimental data (Camarda et al., 1986; Carlson, 1996) and with the evaluated data (Romanovsky et al., 1995) and shows also a good agreement.

The single-particle energies of the bound states were calculated by trial-and-error method. In the procedure, some initial value E_0 (close to the assumed E_{nlj}) was chosen to use in calculating $V(E_0)$ and $r_V(E_0)$ (18,20,21) and solving the Schrödinger equation (12). After that, we calculated $\Delta_{nlj}^{(0)} = E_{nlj}^{(0)}(E_0) - E_0$, where $E_{nlj}^{(0)}(E_0)$ is the eigenvalue of the bound-state problem. Then, another energy E_1 was chosen to use in calculating $V(E_1)$, $r_V(E_1)$, $E_{nlj}^{(1)}(E_1)$, and $\Delta_{nlj}^{(1)}$, etc. The procedure was stopped at $|\Delta_{nlj}^{(n)}| < 10$ keV after n iterations. The calculated $E_{nlj}^{(n)}(E_n)$ value was regarded as the single-particle energy of the bound state. The results for the $p,n+^{58}\text{Ni}$, ^{116}Sn systems are listed in Tables 3 and 4 below, where they are compared with the results of joint evaluation of the stripping and pickup reaction data (Bespalova et al 2001b; Bespalova et al 2002; Boboshin 2002) and with the predictions of the relativistic mean field theory (RMFT) (Typel and Wolter 1999). A good agreement with the available experimental and theoretical data was achieved, except for the $1s_{1/2}$ state in the cases where this state is deeper than -60 MeV. Note that the applicability scope of the presented potential on the negative energy side is limited here to the range $E > -60$ MeV.

5. Discussion

The presented potential (2,10,15-18,20,21) corresponds to the local equivalent energy-averaged generalized optical potential (see (Mahaux and Sartor, 1991a) for the details) and is featured mainly by a broad energy range of its applicability, including the near-Fermi energies. The true global potential is difficult to determine near the Fermi energy because the dispersive effects depend on the properties of a specific nucleus. The width Γ_{nlj} of the quasi-particle peaks is directly related to the imaginary part of the mean field. The dependences of the empirical widths Γ_{nlj} on the difference $(E_{nlj}-E_F)$ for many of the $90 \leq A \leq 208$ nuclei are described semi-quantitatively by the unified parabola $0.04(E_{nlj}-E_F)^2$ at $-15 < E_{nlj} - E_F < +15$ MeV (see Fig. 7.20 in (Mahaux and Sartor 1991a)). The introduction of the global imaginary potential (and, hence, the global dispersive term) near the Fermi energy is, therefore, quite justified.

The level properties of a specific nucleus are evidently reflected by the Fermi energy, which is the parameter of the real and imaginary parts of the presented global potential. Besides, the diffuseness parameter $a_d^* = a_s^*$, which was determined by Romanovsky et al. (1998) for a number of nuclei from ^{40}Ar to ^{208}Pb , may be used to allow, to a certain extent, for the properties of the specific nucleus. In their turn, the parameter α and the radius parameter of the real part of the potential r_V depend on $a_d^* = a_s^*$.

It is known, that the OM potential is used at positive energies to calculate the energy-averaged cross sections. That is why the OM potential is little applicable to the low-energy range, where the fluctuations due to the individual states of the compound system play an important role. Actually, the OM potential (2,10,15-18,20,21) can be used in the low-energy range far from resonances.

To summarize, the main features of the presented global nucleon-nucleus OM potential are briefly as follows:

- 1) the Woods-Saxon real part reflects the dispersive relation via the radius parameter r_V , which depends on energy similarly to the surface dispersive term of dispersive OM potential, i.e. strongly in the near-Fermi energy range;
- 2) the real well depth V is an exponential function of energy;
- 3) the diffuseness of the real potential $a_V = 0.69$ fm equals the CH89 diffuseness and is constant for all the $40 \leq A \leq 208$ nuclei;
- 4) the energy dependence of the imaginary potential is described by the JM formulas with the parameter α calculated using CH89 parameterization (with $a_s^* = a_d^*$), $\beta = 12.5$ MeV and $\beta = 60$ MeV;

5) the radius parameter $r_s = r_d$ of the imaginary potential is taken from CH89; the diffuseness parameter $a_s^* = a_d^*$ differs from that of CH89 and is on the average equal to 0.63 fm for the $40 \leq A \leq 208$ nuclei. The individual $a_s^* = a_d^*$ values obtained by Romanovsky et al. (1998) for some nuclei from ^{40}Ar to ^{208}Pb can also be used. In the low-energy range, the radius parameter r_d increases slightly, while the diffuseness a_d decreases;

6) The Coulomb and spin-orbit potentials are the same as implied by CH89.

The single-particle properties of the scattering and bound-state data for the $40 \leq A \leq 208$ nucleon+nucleus systems at energies ranging from -60 MeV to $+60$ MeV can readily be evaluated using the global OM potential (2,10,15-18,20,21).

The presented potential was determined by analyzing the experimental and model data for a few nuclei, namely ^{40}Ca , ^{90}Zr , and ^{208}Pb . The range of the nuclei to be studied was restricted by the scanty available experimental data on the single-particle energies of the deep bound states. An extension of the analyzed database may somewhat change the parameter values of the potential. We plan to study the uncertainties of the proposed global OM potential and verify its predictive power as regards to the nuclei with a neutron (proton) excess.

Acknowledgements. The authors wish to thank Dr. S.Typek for his providing them with the numerical results of RMFT calculations of the single particle energies of nucleon bound states in various nuclei.

Table 1

The dispersive OM potential parameters ($a_{HF}=0.69$ fm)

System	E_F , MeV	α , MeV·fm ³	β_L , MeV	β_s , MeV	$r_s = r_d$, fm	$a_s =$ a_d , fm	$V_{HF}(E_F)$ MeV	γ	r_{HF} , fm
n+ ⁴⁰ Ca	-12.0	103.5	12.0	60.0	1.207	0.60	57.05	0.477	1.207
n+ ⁹⁰ Zr	-9.88	81.	12.0	60.0	1.236	0.61	53.42	0.428	1.206
n+ ²⁰⁸ Pb	-5.65	71.	16.0	40.0	1.259	0.60	47.16	0.387	1.230
p+ ⁴⁰ Ca	-4.71	103.5	12.5	60.2	1.207	0.60	56.32	0.490	1.207
p+ ⁹⁰ Zr	-6.73	100.	12.0	60.0	1.236	0.61	59.60	0.473	1.220
p+ ²⁰⁸ Pb	-5.9	100.	16.0	70.0	1.259	0.67	62.39	0.477	1.230

Table2.

The best fit parameters of the expressions (18,19) for the n,p+⁴⁰Ca, ⁹⁰Zr, and ²⁰⁸Pb systems

System	V_0 , MeV	V_e , MeV	κ , MeV ⁻¹	$r_v^{(1)}$, fm	$r_v^{(2)} \times 10^6$, fm·MeV ⁻²
n+ ⁴⁰ Ca	25.7	31.3	0.0102	0.066	5.5
n+ ⁹⁰ Zr	24.8	31.4	0.0098	0.057	3.7
n+ ²⁰⁸ Pb	26.8	25.5	0.0102	0.047	2.7
p+ ⁴⁰ Ca	26.1	27.8	0.0120	0.065	3.9
p+ ⁹⁰ Zr	22.7	30.6	0.0105	0.061	4.2
p+ ²⁰⁸ Pb	16.2	35.4	0.0102	0.059	2.5

Table 3

Single-particle energies of the bound states (in MeV) for the systems $p,n+^{58}\text{Ni}$

System	Subshell	E_{nlj}	E_{nlj}^{exp} *	E_{nlj}^{RMFT}
$p+^{58}\text{Ni}$	$1s_{1/2}$	-55.7		-53.80
	$1p_{3/2}$	-38.4		-39.64
	$1p_{1/2}$	-34.2		-36.96
	$1d_{5/2}$	-19.6		-24.26
	$2s_{1/2}$	-14.3		-15.23
	$1d_{3/2}$	-13.8	-11.7(8)	-18.18
	$1f_{7/2}$	-7.6	-7.68(46)	-9.18
	$2p_{3/2}$	-3.4	-2.46(14)	
	$2p_{1/2}$	-1.9	-0.67(7)	
	$1f_{5/2}$	-1.6	-1.15(7)	
$n+^{58}\text{Ni}$	$1s_{1/2}$	-69.8		-63.16
	$1p_{3/2}$	-49.6		-48.64
	$1p_{1/2}$	-45.3		-46.05
	$1d_{5/2}$	-29.8		-32.88
	$2s_{1/2}$	-23.0		-23.76
	$1d_{3/2}$	-22.3	-20.0(20)	-26.90
	$1f_{7/2}$	-15.0	-15.3(11)	-17.29
	$2p_{3/2}$	-11.1	-9.9(9)	-8.89
	$2p_{1/2}$	-9.43	-9.4(8)	-7.27
	$1f_{5/2}$	-9.04	-10.7(9)	-8.36
	$1g_{9/2}$	-4.44	-5.8(7)	-2.88
	$2d_{5/2}$	-1.70	-2.7(7)	

* E_{nlj}^{exp} (Bespalova et al., 2001b; Bespalova et al., 2002) were obtained by joint evaluating the stripping and pickup reaction data. The values in parenthesis are the errors due to the uncertainty of the final-nucleus state spins; a 10% experimental error should be added.

Table 4

Single-particle energies of the bound states (in MeV) for the systems $p, n+^{116}\text{Sn}$

System	Subshell	E_{nlj}	E_{nlj}^{exp} *	E_{nlj}^{RMFT}
$p+^{116}\text{Sn}$	$1s_{1/2}$	-62.9		-54.21
	$1p_{3/2}$	-50.2		-44.98
	$1p_{1/2}$	-48.2		-43.69
	$1d_{5/2}$	-36.2		-34.15
	$2s_{1/2}$	-29.1		-26.89
	$1d_{3/2}$	-32.0		-31.01
	$1f_{7/2}$	-19.7		-22.54
	$2p_{3/2}$	-14.1		-13.69
	$1f_{5/2}$	-15.2		-17.12
	$2p_{1/2}$	-12.9	-9.8(3)	-12.18
	$1g_{9/2}$	-10.2	-9.4(3)	-10.71
	$1g_{7/2}$	-4.8	-4.2(5)	
	$2d_{5/2}$	-4.8	-3.7(2)	
	$3s_{1/2}$	-2.8	-3.2(1)	
	$2d_{3/2}$	-2.9		
$1h_{11/2}$	-1.6			
$n+^{116}\text{Sn}$	$1s_{1/2}$	-75.4		-64.40
	$1p_{3/2}$	-60.1		-54.52
	$1p_{1/2}$	-58.1		-53.35
	$1d_{5/2}$	-45.3		-43.11
	$1d_{3/2}$	-41.2		-40.30
	$2s_{1/2}$	-39.2		-36.59
	$1f_{7/2}$	-29.9		-31.02
	$1f_{5/2}$	-23.1		-25.83
	$2p_{3/2}$	-22.1		-22.52
	$2p_{1/2}$	-20.2		-21.05
	$1g_{9/2}$	-16.1		-18.72
	$2d_{5/2}$	-11.4	-10.0(9)	-9.94
	$1g_{7/2}$	-10.6	-9.9(8)	-11.26
	$3s_{1/2}$	-9.5	-8.3(8)	-7.56
	$2d_{3/2}$	-9.3	-7.7(8)	-7.67
	$1h_{11/2}$	-7.2	-7.3(7)	-6.72
	$2f_{7/2}$	-2.8		
$1h_{9/2}$	-0.7			

* The E_{nlj}^{exp} values (Boboshin 2002) were obtained by joint evaluating the stripping and pickup reaction data. The values in parenthesis are the same as in Table 3.

References

- Bauer M. , Hernandez-Saldana E., Hodgson P.E. and Quintanilla J. 1982 J.Phys. G. **8** 525
- Bespalova O.V., Boboshin I.N., Varlamov V.V., Iskhanov B.S., Romanovsky E.A., Spasskaya T.I. 2001a Bulletin of the Russian Academy of Sciences, Physics (in Russian) **65** 1553
- Bespalova O.V., Boboshin I.N., Varlamov V.V., Iskhanov B.S., Romanovsky E.A., Spasskaya T.I. 2001b Bulletin of the Russian Academy of Sciences, Physics (in Russian) **65** 1558
- Bespalova O.V., Boboshin I.N., Varlamov V.V., Iskhanov B.S., Romanovsky E.A., Spasskaya T.I. 2002 Bulletin of the Russian Academy of Sciences, Physics (in Russian) **66** N5 In press
- Boboshin I.N. 2002 private communication
- Boboshin I.N., Varlamov V.V., Iskhanov B.S., Kapitonov I.M. 1987 Problems of Atomic Science and Technique, Ser. Nucl. Constants **4** 87
- Camarda H.S., Phillips T.V., White R.M. 1986 Phys. Rev. C **34** 810
- Carlson R.F. 1996 At. Data and Nucl. Data Tables. **63** 93-116
- Chiba S., Guenther P.T. , Smith A.B. , Sugimoto M., Lawson R.D. 1992 Phys. Rev. C **45** 1260
- Delaroche J.P., Wang Y. and Rapaport J. 1989 Phys. Rev. C **39** 391
- Finlay R.W., Wierzbicki J., Das R.K. and Dietrich F.S. 1989 Phys. Rev. C **39** 804
- Fricke M.P. , Gross E.E. and Zucker A. 1967 Phys. Rev. **163** 1153
- Fulmer C.B., Ball J.B., Scott A. and Whiten M.L. 1969 Phys. Rev. **181** 1565
- Jeukenne J.-P. and Mahaux C. 1983 Nucl. Phys. A **394** 445
- Jeukenne J.-P., Mahaux . and Sartor R. 1990 Phys.Rev. C **43** 2211
- Johnson C.H. and Mahaux C. 1988 Phys. Rev. C. **38** 2589
- Kunz P.D. code DWUCK (unpublished)
- Mahaux C. and Sartor R. 1989 Nucl. Phys. A **503** 525
- Mahaux C. and Sartor R. 1991a Advances in Nuclear Physics. Ed. J.W. Negele, E. Vogt. (N/Y.5: Plenum) **20** 1-223
- Mahaux C. and Sartor R. 1991b Nucl. Phys. A **528** 253
- Mahaux C. and Sartor R. 1994 Nucl. Phys. A **568** 1
- Perey C.M. and Perey F.G. 1976 Atom. Data and Nucl. Data Tables **17** 1
- Perey F.G. code SPI-GENOA (unpublished)
- Reber J.D., Brandenberger J.D. 1967 Phys. Rev. **163** 1077
- Roberts M L, Felsher P D, Weisel G J, Zemin Chen, Howell C.R., Tornow W., Walter R.L., D. J. Horen 1991 Phys.Rev. C **44** 2006

- Romanovsky E.A., Bespalova O.V., Kuchnina T.P., Pleshkov D.V., Spasskaya T.I. 1998 *Physics of Atomic Nuclei* **61** 32
- Romanovsky E.A., Bespalova O.V., Pleshkov D.V., Spasskaya T.I., Kuchnina T.P. 2000 *Bulletin of the Russian Academy of Sciences, Physics* **64** 484
- Romanovsky E.A., Sami Botros Hanna, Bespalova O.V. 1995 *Bulletin of the Russian Academy of Sciences, Physics* **59** 125
- Sakaguchi H., Nakamura M., Hatanaka K., Goto A., Noro T., Ohtani F., Sakamoto H., Ogawa H., Kobayashi S. 1982 *Phys. Rev. C* **26** 944
- Satchler G.R. 1969 Ch.9 in *Isospin in Nucl. Phys.* Ed. D.H.Wilkinson (North-Holland) p 390
- Typel S. and Wolter N.N. 1999 *Nucl. Phys. A* **656** 331
- Van Hall P.J. , Melssen J.P.M.G. , Wassenaar S.D., Poppema O.J., Klein S.S., Nijgh G.J. 1977 *Nucl.Phys. A* **291** 63
- Varner R.L., Thompson W.J. , McAbee T.L, Ludwig E.J., Clegg T.B. 1991 *Phys. Rep.* **201** 57
- Volkov S.S. Vorobyev A.A., Domchenkov O.A., Dotsenko Yu.V., Kuropatkin N.P., Lobodenko A.A., Miklukho O.V., Nikulin V.N., Starodubsky V.E., Tsaregorodtsev A.Yu., Chakhalyan Zh.A., Shcheglov Yu.A. 1990 *Physics of Atomic Nuclei* **52** 848
- Vorobyev A.A., Dotsenko Yu.V., Lobodenko A.A., Miklukho O.V., Tkach I.I., Tsaregorodtsev A.Yu., Shcheglov Yu.A. 1995 *Physics of Atomic Nuclei* **58** 1817
- Wang Y. , Foster C.C., Polak R.D., Rapaport J., Stephenson E.J. 1993 *Phys. Rev. C* **47** 2677
- Wang Y., Foster C.C., Stephenson E.J. and Yan Li 1992 *Phys. Rev. C* **45** 2891
- Wapstra A.H. and Audi G. 1985 *Nucl. Phys. A* **432** 1

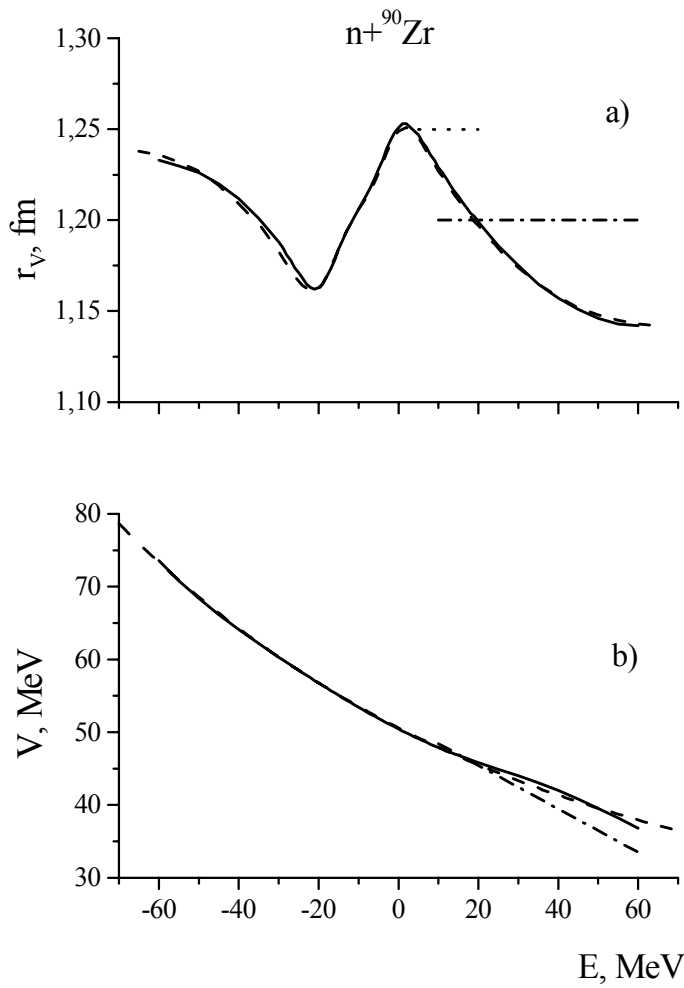


Fig. 1. The radius and depth parameters of the real potential for the $n+^{90}\text{Zr}$ system.

Panel a. The full curve is the radius parameter, r_V^{eff} , of the effective real potential; the broken line is the radius parameter r_V calculated using (18) with the best fit parameters from Table 2; the chain curve is r_V^{CH89} ; the dotted curve is r_V from the systematics of (Perey and Perey, 1976).

Panel b. The full curve is the depth parameter, V^{eff} , of the effective real potential; the broken curve is the depth parameter V calculated using (19) with the best fit parameters from Table 2; the chain curve is V^{CH89} .

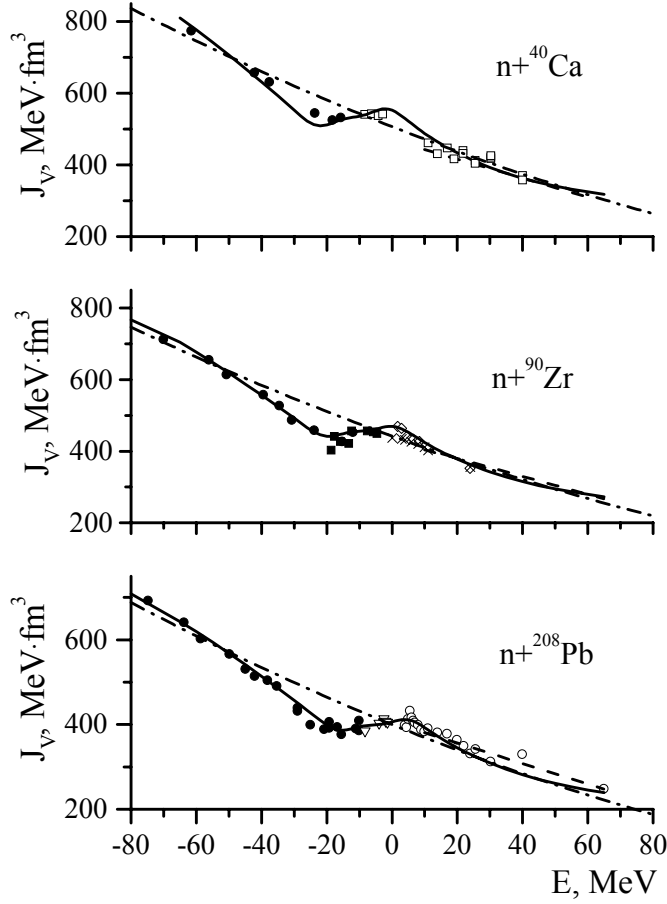


Fig. 2. The volume integrals of the real potential J_V for the $n+^{40}\text{Ca}$, ^{90}Zr , and ^{208}Pb systems. The full curve is J_V calculated using (18,20,21), the broken curve is J_V^{CH89} ; the chain curve is J_V (Bauer et al., 1982). The data points at energy $E < 0$ refer to the results of our dispersive OM analysis of the energies E_{nlj}^{exp} measured in (Volkov et al., 1990; Vorobyev et al., 1995) (the black circles), E_{nlj}^{exp} given in Tables 7.3 and 7.4 of (Mahaux and Sartor, 1991a) (the triangles open downwards) and in Tables 5 and 6 of (Mahaux and Sartor, 1991b) (the light squares), E_{nlj}^{exp} obtained by joint evaluation of the stripping and pickup reaction data (Bespalova 2001) (the black squares). The data points at $E > 0$ refer to the potential given in Table 1 of (Mahaux and Sartor, 1991b) (the light squares), to the potentials of (Chiba et al., 1992) (the light rhombi), of (Delaroche *et al* 1989) (the crosses), and of (Roberts *et al* 1991) (the light circles).

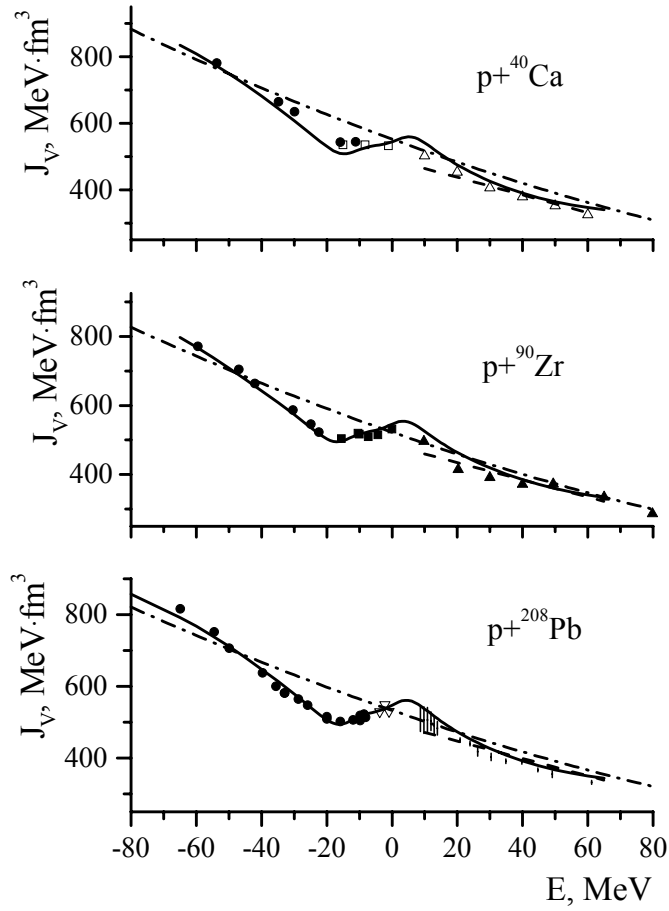


Fig.3. The same as in Fig.2 for the $p+^{40}\text{Ca}$, ^{90}Zr , and ^{208}Pb systems. The data dots at the energy $E>0$ refer to the OM potentials contained in the compilation of Perey and Perey (1976) (the triangles open upwards), to the potential given by Wang et al. (1993) in Table I (the black triangles), and the grid-search results of Finlay et al. (1989) (the bars) .

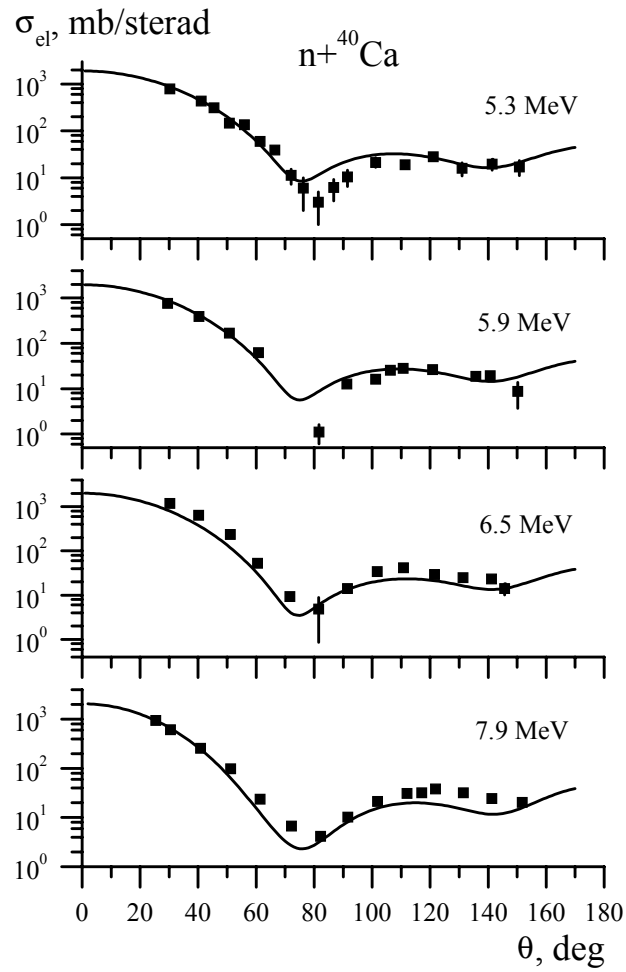


Fig.4. Differential elastic scattering cross sections for the $n+^{40}\text{Ca}$ system. The black curves are the calculations with the potential (2,10,15-18,20,21). The black squares are the experimental data (Reber and Brandenberger 1967), from which the compound elastic contribution (Johnson and Mahaux 1988) have been subtracted.

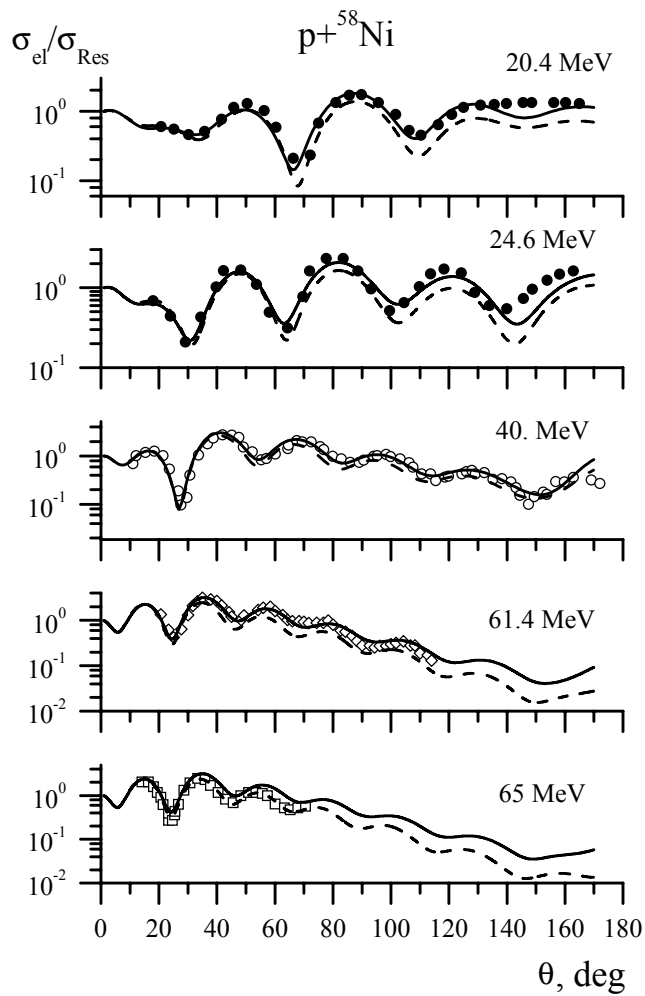


Fig. 5. Differential elastic scattering cross sections for the $p+^{58}\text{Ni}$ system. The solid curves are the calculation with the potential (2,10,15-18,20,21). The broken curve shows the cross sections predicted by CH89. The markers are the experimental data of Van Hall *et al* (1977) (the black circles), of Fricke *et al.* (1967) (the light circles), of Fulmer *et al.* (1969) (the black squares), and of Sakaguchi *et al.* (1982) (the light squares).

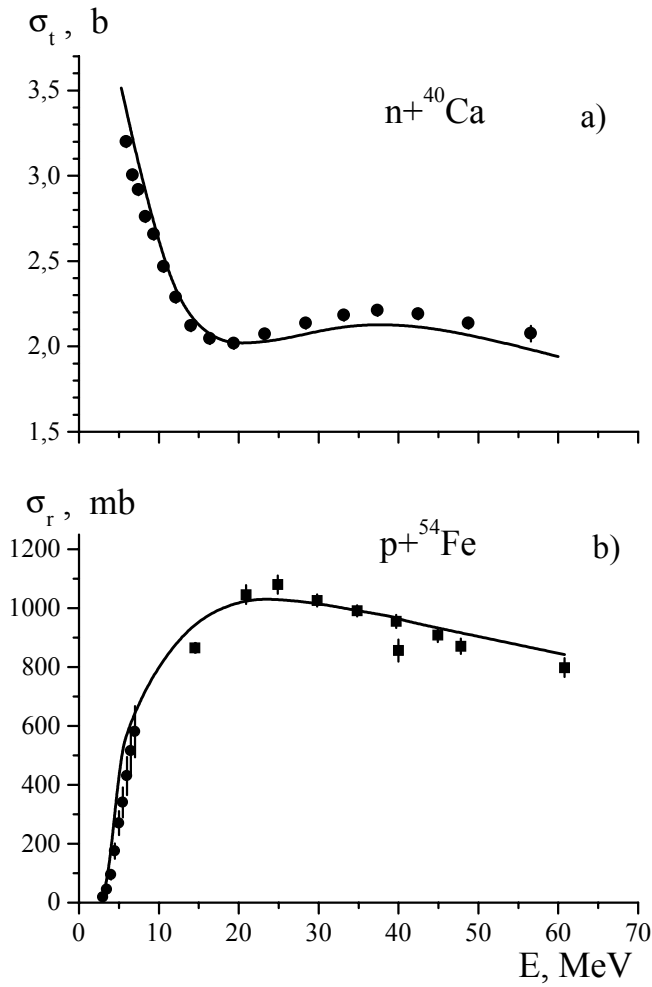


Fig.6. (a) The total neutron interaction cross sections for the $n+^{40}\text{Ca}$ system. The solid curve shows the calculations with the potential (2,10,15-18,20,21). The circles correspond to the experimental data of Camarda et al. (1986). (b) The total proton reaction cross sections for the $p+^{54}\text{Fe}$ system. The solid curve shows the calculation with the potential (2,10,15-18,20,21). The circles are the evaluated data (Romanovsky *et al* 1995). The squares are the experimental data of Carlson (1996).

**Ольга Викторовна Беспалова, Евгений Александрович Романовский,
Тамара Ивановна Спасская**

**Средние параметры нуклонного оптического потенциала
для ядер с $40 < A < 208$ в области энергии от -65 до $+65$ МэВ**

Препринт НИИЯФ МГУ 2002-30/714

Работа поступила в ОНТИ 30.12.2002